

Latest Updates

Cases in Korea

Cases in Korea

Cases in Korea

Cases of COVID-19 in Korea

Cases in Korea (3.12.00 a.m.)

(ur

Deaths		Hospitalizations with moderate to severe symptoms		New hospitalizations		Confirmed	
Daily	Per 100,000 people	Daily	Per 100,000 people	Daily	Per 100,000 people	Daily	Per 100,000 people
269	0.52	1,066	02.06	2,195	4.25	383,665	742.5

Current status of deaths (3.12.00 a.m.)

(ur

Category	03.06.	03.07.	03.08.	03.09.	03.10.	03.11.	03.12.	Daily a for the
Daily	161	139	186	158	206	229	269	15
Per 100,000 people	0.31	0.27	0.36	0.31	0.40	0.44	0.52	0.1

Current status of hospitalizations with moderate to severe symptoms (3.12.00 a.m.)

(ur

Category	03.06.	03.07.	03.08.	03.09.	03.10.	03.11.	03.12.	Daily a for the
Daily	885	955	1007	1087	1113	1116	1066	10
Per 100,000 people	1.71	1.85	1.95	2.11	2.16	2.16	2.06	2.1

Hospitalizations with moderate to severe symptoms: patients receiving isolated treatment through high flow therapy, respirator, ECMO (extracorporeal membrane oxygenation), and CRRT (cont renal replacement therapy)

Current status of new hospitalizations (3.12.00 a.m.)

(ur

Category	03.06.	03.07.	03.08.	03.09.	03.10.	03.11.	03.12.	Daily a for the
Daily	1714	1385	1716	2149	2020	1982	2195	18
Per 100,000 people	3.32	2.68	3.32	4.16	3.91	3.84	4.25	3.1

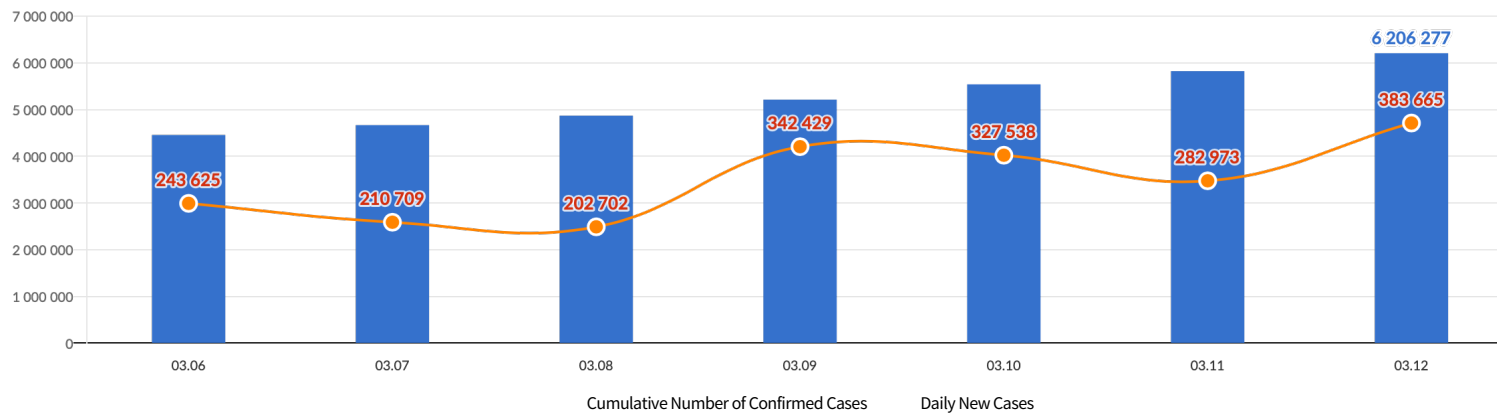
Current status of confirmations (3.12.00 a.m.)

(ur

Category	03.06.	03.07.	03.08.	03.09.	03.10.	03.11.	03.12.	Daily a for the
Daily	243 625	210 709	202 702	342 429	327 538	282 973	383 665	284
Per 100,000 people	471.79	408.04	392.54	663.12	634.29	547.99	742.98	551

Daily and Cumulative Number of Confirmed Cases

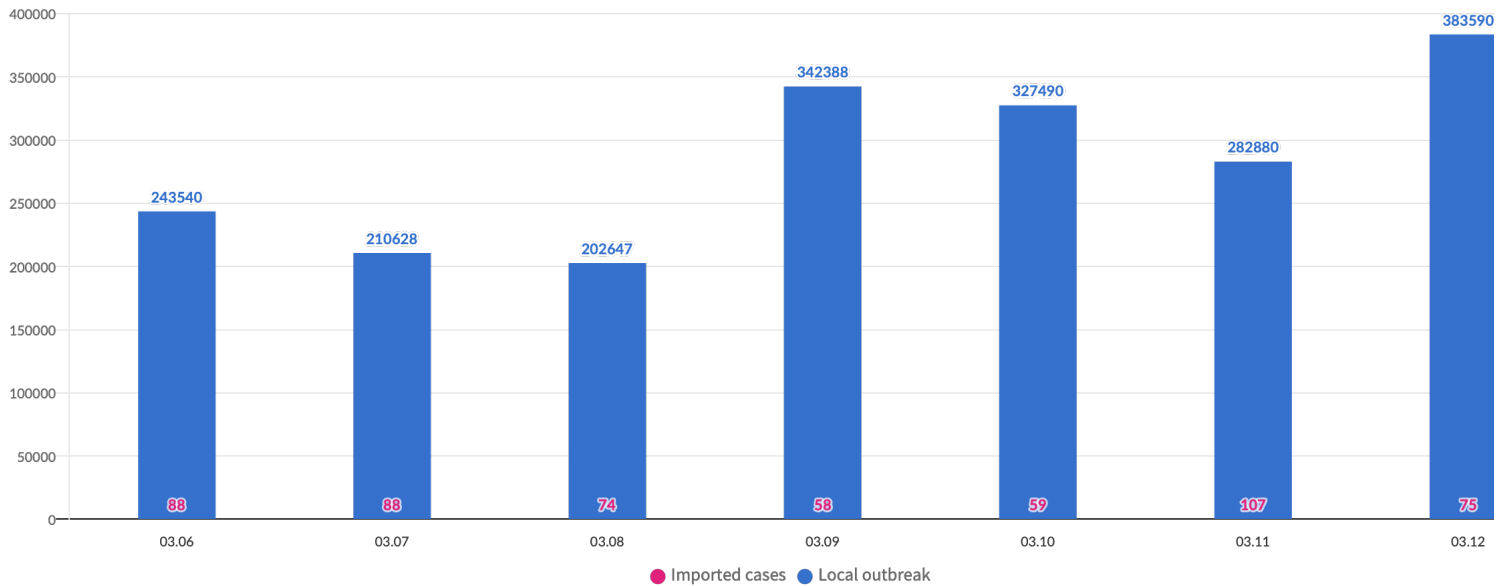
Cumulative Number of Confirmed Cases



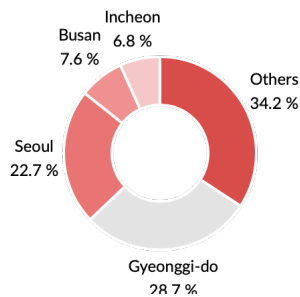
Imported Cases (as of 00 on 3.12.)

Classification		Daily Change	Confirmed Cases	(%)
Total		75	30 206	
Country	China	3	414	(1.4%)
	AsiaoutsideChina	53	14 708	(48.7%)
	Europe	8	4 336	(14.4%)
	America	1	8 818	(29.2%)
	Africa	0	1 566	(5.2%)
	Oceania	10	364	(1.2%)
Confirmation stage	Quarantinestage	41	10 174	(33.7%)
	Local	34	20 032	(66.3%)
Nationality	Koreannationals	20	16 863	(55.8%)
	Foreignnationals	55	13 343	(44.2%)

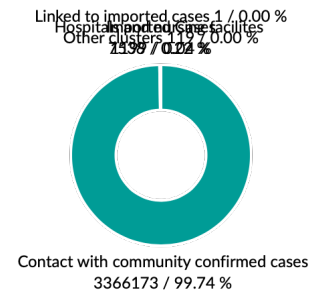
Daily New Cases according to the route of infection



Regional Breakdown of Confirmed Cases (as of 00 on 3.12.)



Breakdown of Cluster Outbreaks (as of 00 on 3.12.)



Daily testing status (3.12.00a.m.)

Number of suspicious report testing	Number of testing at temporary screening stations	Total
0	0	0

Number of confirmed cases by gender (3.12.00 a.m.)

Category	Confirmed(%)	Deaths(%)	Fatality rate(%)
Male	2 987 518 (48.14)	5 064 (49.92)	0.17
Female	3 218 759 (51.86)	5 080 (50.08)	0.16

* Fatality rate = Number of deaths/number of cor

Number of confirmed case by age group (3.12.00 a.m.)

Category	Confirmed(%)	Deaths(%)	Fatality rate(%)
80yearsorolder	147 103 (2.37)	5 489 (54.11)	3.73
70-79	232 611 (3.75)	2 583 (25.46)	1.11
60-69	565 227 (9.11)	1 389 (13.69)	0.25
50-59	735 773 (11.86)	457 (4.51)	0.06

40-49	972 734 (15.67)	133 (1.31)	0.01
30-39	933 232 (15.04)	61 (0.60)	0.01
20-29	1 007 242 (16.23)	24 (0.24)	0.00
10-19	856 881 (13.81)	2 (0.02)	0.00
0-9	755 474 (12.17)	6 (0.06)	0.00

* Fatality rate = Number of deaths/number of cor

[Consultation](#)[Community Health Center](#)[Call Center 1339](#)[Area Code + 120](#)[Area Code + 114](#)

Copyright © By MOHW. All Rights Reserved.